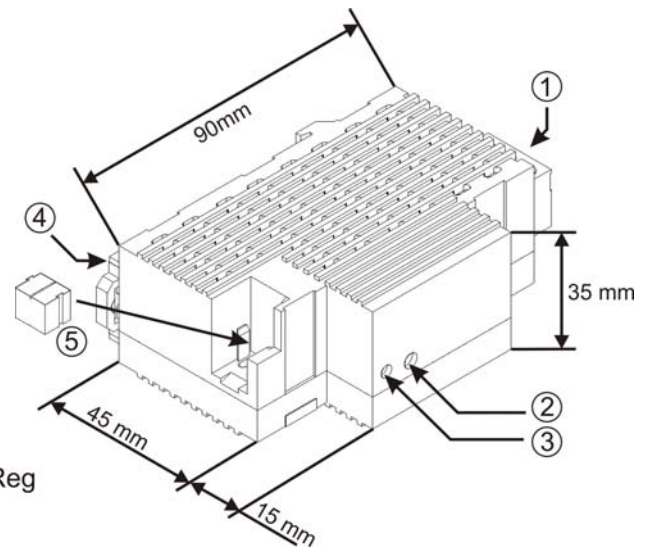


- Reduced size: 90 x 60 x 35mm (2 DIN rail units).
- Supply 230V-50Hz & 29V KNX.
- 1 Channel 400W
- EIB/KNX BCU integrated.
- Independent control assembly device to be mounted inside distribution boxes or electrical panels with DIN rails.
- Total Data Saving when Power Failure occurs.
- CE Directives OK



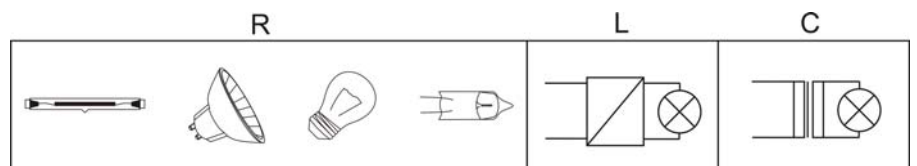
1. Output Reg
2. Led
3. Prog
4. Rail Din
5. KNX Connector

General System Specifications		
o Device Type	Dispositivo de Control de funcionamiento eléctrico	
o EIB/KNX Supply	o Voltage	29V DC SELV
	o Voltage Range	20...31V DC
	o Consumption	150mW
	o Connection Type	Typical BUS connector TP1, 0,50 mm ² section
o External Power Supply	230V-50Hz	
o Max Channel Loading	400W	
o Min Load Rating	50W	
o Device Action Type	Type I	
o Electrical solicitations period	Long	
o Type of Protection	IP 20	
o Ambient Temperature	-5 °C a +45 °C	
o Storage Temperature	-20 °C a +70 °C	
o Ambient Humidity	30 a 85% RH (no condensation)	
o Storage Humidity (relative)	30 a 85% RH (no condensation)	
o Assembly	Independent control assembly device to be mounted inside distribution boxes or electrical panels	
o Minimum Clearances	-----	
o Power Failure Response	Data Saving	
o Operation Indicator	Programming LED ON when pushing the programming button.	
o Weight	80 gr.	
o PCB CTI index	175 V	
o Enclosure	PC-ABS, flammability category Class D	

o Allowed Loads

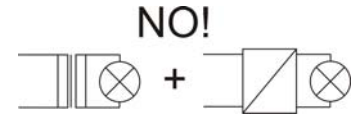
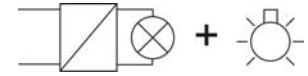


- R= Ohmic
- L= Inductive
- C= Capacitive

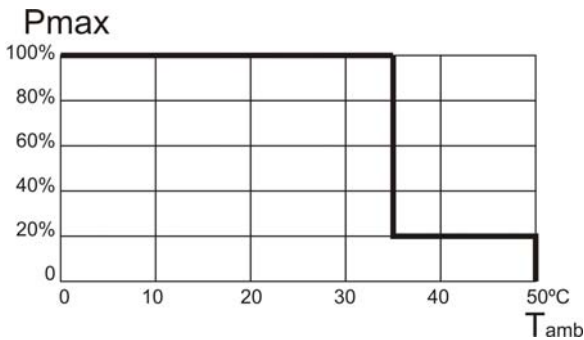


LOAD MIXING:

- For mixed loads with conventional transformers, do not exceed a 50% share for the ohmic load (incandescent lamps, HV halogen lamps).
- Conventional ohmic loads can be installed together with capacitive loads (Electronic transformer) in any proportion.
- Do not connect capacitive loads and electronic transformers together with inductive loads, e.g. conventional transformers

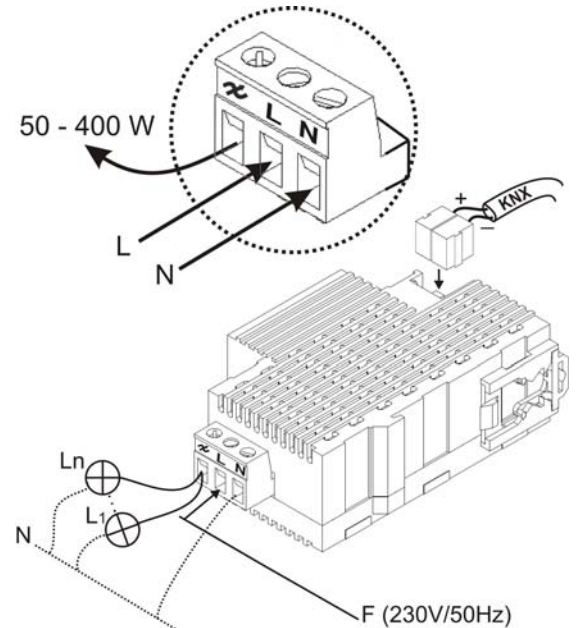


- Overheating Protection



- When the ambient temperature is too high the universal Dimmer actuator will regulate itself.
- Once the ambient temperature has reduced, the Dimmer will automatically recover the preset lighting level

OUTPUTS-Specifications and connections	
Contact Type	Semiconductor Switching device
Load Protection	Yes, overheating, overloading and short-circuit protection.
Switching Capacity per output	400W 230V-50Hz
Dropping Voltage	Negligible
Connection Type	Screw Terminals Clamp
Recommended Cable Section	0,25 mm ² to 2,5 mm ²
Cable Type	Stranded or solid wire with crimping terminals.
Response Time	Negligible



SAFETY INSTRUCTIONS

- Do not connect the Main Voltage (230 V) or any other external voltages to any point of the BUS. Connecting an external voltage might put all the EIB/KONNEX system into risk.
- Once installed, the device must not be accessible from the outside.
- Installation should only be performed by qualified electricians following applicable regulations on preventing accidents, as required by law.
- Ripple-control pulses from the electricity supplier may be noticeable as brief flickering at low dimmer settings.
- Ensure there is enough insulation between the AC Voltage cables and the BUS ones.
- Keep away from water. If product comes into contact with water or other liquid, unplug immediately.
- Do not cover the device with clothes, paper or any other material when in use.
- Any non-observance of the safety instructions may cause fire or other hazards.